

# MC Chaton Rose **VIVA12**

THE MASTERS OF CRYSTAL



# MC Chaton Rose VIVA12

## Preciosa Presents its new Product Mc chaton rose ViVa12

Features of the new Mc chaton rose ViVa12 include:

A modified design – the MC Chaton Rose VIVA12 is higher with a smaller table



Mc chaton rose - 8 facets  
art. no. 438 11 110

MC Chaton Rose VIVA12  
art. no. 438 11 612

- Exceptional brilliance, fire, and sparkle
- A more intense AB Effect
- A special glue-layer with a lower melting point – saving energy and offering fresh creative possibilities
- New grey interlayer
- Greater bond strength
- Stronger adhesiveness to elastic fabrics

### choice and Variations

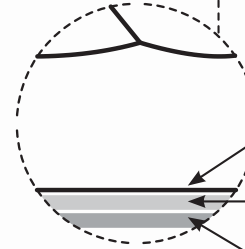
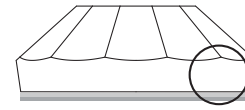
Mc chaton rose Viva12 comes in the following varieties:

- hot-Fix with a Grey interlayer
- hot-Fix clear
- hot-Fix transparent
- Foiled

For more information, please see the Preciosa Flat-back section of our SHOP NOW catalogue or email us: [Sales@RhinestoneSupply.com](mailto:Sales@RhinestoneSupply.com) for special order requests



## Magical Lights



1. HI-Pure CRYSTAL  
An optically purified Preciosa crystal for outstanding brilliance


2. MODIFIED Cut  
Twelve facets and a small table to shimmer more intensely

3. NEW DIMENSION  
A higher stone for easier application

4. REFLECTIVE LAYER  
Preciosa's strong-joint, highly reflective layer

5. GREY INTERLAYER  
A special dark grey primer interlayer for better adhesion

6. PRECIOSA HOT-FIX LAYER  
A new hot-fix glue with a low melting point and a unique aero-bubble structure for greater adhesiveness



# VIVA12

## MC Chaton Rose

### Mc chaton rose ViVa12's colour explosion







with Mc chaton rose ViVa12, Preciosa offers a truly broad range of colours.























Our colour card is comprised of three sections:

- 38 colours + crystal
- 26 coatings
- Matte finish for seven colours

### an Overview of sizes available

MC Chaton Rose VIVA12 comes in the following range of sizes:

CONVERSION TABLE OF SIZES					
ss	pp	ø mm	ss	ø mm	
	11	1.70 - 1.80	16	3.80 - 4.00	
6	13	1.90 - 2.00	20	4.60 - 4.80	
7	15	2.10 - 2.20	30	6.40 - 6.60	
8	17	2.30 - 2.40	34	7.20 - 7.40	
9	19	2.50 - 2.60	40	8.40 - 8.80	
10	21	2.70 - 2.80			
12	24	3.00 - 3.20	48	11.30 - 11.60	

COLOURS		COATINGS	
 CRYSTAL 00030	 CITRINE 80310	 CRYSTALAB	 LAGOON (Lag)
 JET 23980	 TOPAZ 10070	 JETAB	 BERMUDA BLUE (BBI)
 WHITE OPAL 01000	 LT. COLORADO TOPAZ 10330	 VELVET (Vel)	 HELIOTROPE (Hel)
 BLACK DIAMOND 40010	 SMOKED TOPAZ 10220	 BLOND FLARE (BdF)	 BLUE FLARE (BIF)
 AQUAMARINE 60000	 LIGHT PEACH 90300	 AURUM (Aur)	 LABRADOR (Lab)
 AQUA BOHEMICA 60010	 LIGHT ROSE 70020	 MONTE CARLO (Mtc)	 SILVER FLARE (SIF) *
 TURQUOISE 63030	 ROSE 70010	 BROWN FLARE (BrF) *	 HEMATITE (Hem) *
 LIGHT SAPPHIRE 30020	 FUCHSIA 70350	 HONEY (Hon)	
 SAPPHIRE 30050	 SUN 90310	 CAPRI GOLD (CaG)	<b>MATT</b>
 MONTANA 30340	 HYACINTH 90040	 APRICOT (Apri)	 CRYSTAL
 CAPRI BLUE 60310	 LIGHT SIAM 90070	 VENUS (Ven)	 AQUA BOHEMICA
 INDICOLITE 60100	 SIAM 90090	 MAREA (Mar)	 PERIDOT
 BLUE ZIRCON 60230	 GARNET 90120	 VOLCANO (Vol)	 LT. COLORADO TOPAZ
 CHRYSOLITE 50000	 AMETHYST 20050	 VITRIL LIGHT (VL)	 LIGHT ROSE
 PERIDOT 50520	 LIGHT BURGUNDY 90095	 VITRIL MEDIUM (VM)	 LIGHT SIAM
 EMERALD 50730	 LIGHT AMETHYST 20020	 VITRIL GREEN (VG)	 VIOLET
 GREEN TURMALINE 50020	 VIOLET 20310	 SAHARA (Sah)	
 OLIVINE 50230	 ALEXANDRITE 20210	 GREEN FLARE (GfF)	
 GOLD BERYL 10430	 TANZANITE 20410	 VIRIDIAN (Vir)	
 JONQUIL 80100			

Note: Slight shade deviations are unavoidable and may vary depending on the cut and/or shape of the stone. Note: \* Available on Jet only, the other coatings are applied to Crystal.

# MC Chaton Rose VIVA12

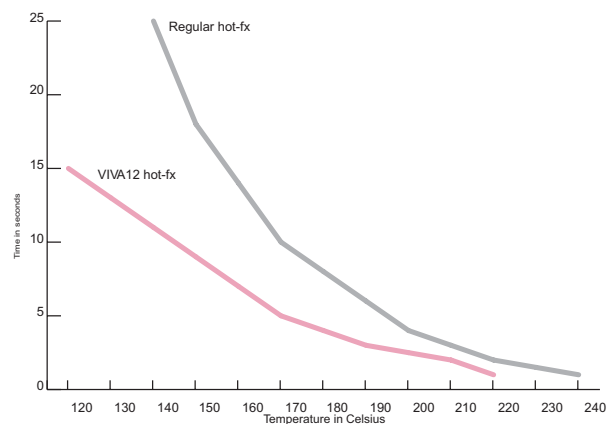
the Power of our innovative adhesive layer

this new adhesive's advantages include:

- Consistent application of ready-to-heat glue to every stone's bottom facet
- A lower-than-normal temperature required to melt each stone's adhesive layer
- Application temperature starts at 120 °C
- Miniature bubbles in the adhesive layer that warm up and melt rapidly to lower energy costs and improve productivity
- Less time needed to heat up an iron and affx stones onto fabrics
- Greater adhesion to textiles and other materials



comparison of Melting Temperatures and applicator times



new Packaging



As well as being new for its appearance, the MC Chaton Rose VIVA12 also has an original packaging design. Envelopes for MC Chaton Rose VIVA12 crystals have all the standard identification elements – as well as a bar code to help authenticate their contents. Each package bears a special seal to protect the crystals.

Any attempt to open a MC Chaton Rose VIVA12 envelope is immediately visible. All packages are made of ecological, chlorine- and lead-free paper.



Mc chaton rose Viva12 is an excellent choice for those who expect exceptional quality, brilliance, and a rich selection of colours and sizes.

## Heat And Ultrasonic setting techniques for VIVA12 Hot-fix

Thanks to the new low-melting point adhesive, the Hot-Fix variant of the MC Chaton Roses VIVA12 can be very gently applied onto most textile materials. Our MC ChatonRoses VIVA12 are designed to ensure maximum smoothness and efficiency in your production process, thus minimizing production costs. Our innovated, low-melting point adhesive layer on the bottom of the stones enables the use of all state-of-the-art heat-setting devices based on simultaneous application of heat and pressure as well as ultrasonic devices with application times from 0,3 sec. per one stone.


## SETTING APPLICATION VALUES FOR HEAT SETTING DEVICES

The values given in Preciosa Hot-Fix Selector define the conditions for setting basic types of heat and ultrasonic devices as well as hand tools according to specific requirements of individual fibrous materials commonly used in the textile industry for the production of fabrics, Lycra and denim in particular. The application temperatures and times apply to the stones in sizes ranging between ss 4 and ss 48 that are applied to carrier fabrics of average thickness.

note: all application values specified in Preciosa hot-Fix selector are guidelines only. the optimization of these for the particular size of the stone, type of textile material and any setting device requires testing on a sample piece of the carrier material used.

## INDUSTRIAL HEAT SETTING DEVICES



a) Point heat-setting devices

 These devices are modern industrial appliances enabling simultaneous point application of heat and pressure onto individual stones. The heating

element heats up the low-melting adhesive layer from below through the fabric. An automatic feeder locks the stone in position and the device applies pressure to the stone from above, i.e. from the stone's table in the direction of the heating element positioned under the fabric.

The typical feature of this device type is a brief but intensive heat effect exerted onto a small area, hence the name "point devices". This has the advantage of being gentle on textile materials, with very little likelihood of causing visible damage to them.

b) Planar heat-setting devices

  There are two basic methods of applying motifs (transfers) when using

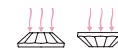
planar heat-setting devices. The methods differ in the direction of heat that affects the stone. While using the former, the transfer motif, pre-arranged on a transfer foil, is temporarily affixed onto the right side of the carrier fabric. The heat emitted by the devices's upper heating element penetrates the stone from above, affecting the adhesive layer applied to the bottom of the stone. While using the latter, the fabric with the temporarily affixed transfer motif is turned over with its reverse side facing up. The heat emitted by the upper heating element penetrates the carrier fabric, directly affecting the adhesive layer on the bottom of the stone. The advantage of the first method is a lower probability of burning the fabric, but on the other hand, it requires longer application times.

Compared with the point heat-setting devices, the planar heat-setting devices, generally speaking, require longer times and lower temperatures.

Note: to protect the fabric from excessive heat, it is advisable to insert a teflon sheet between the heating element and the stone.

## HAND Heat-setting tools

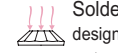
a) iron



An iron is the ideal tool for application of loose Hot-Fix (HF) stones as well

as complex motifs in home conditions. warninG: to avoid contact between the fabric or stones and steam or water while using a steam iron, switch off the steam function.

b) soldering iron (tip applicator)



Soldering irons, ideal tools for designers and hobbyists, are usually not equipped with a temperature control. unless otherwise stated, the producer supplies the tool with a preset temperature ranging from 160°C to 180°C (320°F - 356°F).

## POINT INDUSTRIAL ULTRASONIC DEVICES



These devices, with the ultrasonic beam aimed onto a small spot, are based on extremely short application times from approximately 0,3 sec. and higher per stone. Provided that correct settings are observed and HF stones by Preciosa are used, these ultrasonic devices enable you to affix stones onto most of porous, non-textile as well as textile materials, reaching high levels of labour productivity. ultrasonic devices have the advantage of being gentle on textile materials, with very little likelihood of causing visible damage to the carrier material.


## GENERAL APPLICATION PRINCIPLES to achieve the best adhesion of the stones and to avoid undesirable effects, carefully observe the following rules:

- All textile products selected for application of stones must be clean, pre-washed, free of solid contaminant particles, without chemical finish (e.g. shrink-resistant, water-repellent etc.).
- While applying stones of various sizes,

proceed from the smallest stones to the largest ones.

- While applying the stones, avoid moving them across the fabric.
- While applying the stones to fabrics of the mixture type, adapt the application values to those specified for materials with a lower heat resistance.
- While applying the stones to striking or rustic materials (tulle, terry, pile knitted fabric, mesh etc.), it is necessary to select a surface with sufficient contact area.
- While applying the stones to elastic materials (knitted fabrics, fabrics containing polyurethane fibres, e.g. Lycra, nylon stockings etc.), it is advisable to pre-stretch them slightly on a small thin board.
- While applying the stones to textile products (T-shirts, jerseys), it is necessary to insert a protective impermeable Teflon foil between the front and back of the garment.
- Various application techniques together with a variety of heat-setting devices may significantly affect the results. It is, therefore, advisable to test the individual application values first and adapt them to the particular conditions.
- Please, bear in mind that the adhesive does not set until after 24 hours, thus acquiring the ideal strength. All application procedures must, therefore, be completed by that time.
- In materials of lesser absorbency (fabrics made of viscose, silk or some other synthetic fibres), lower adhesion values can occur quite exceptionally.





PRECIOSA



© PRECIOSA, a.s., 2008, August  
544 101

*Rhinestone Supply LLC*  
[www.RhinestoneSupply.com](http://www.RhinestoneSupply.com)  
Email: [Sales@RhinestoneSupply.com](mailto:Sales@RhinestoneSupply.com)  
Phone: 260-484-2711